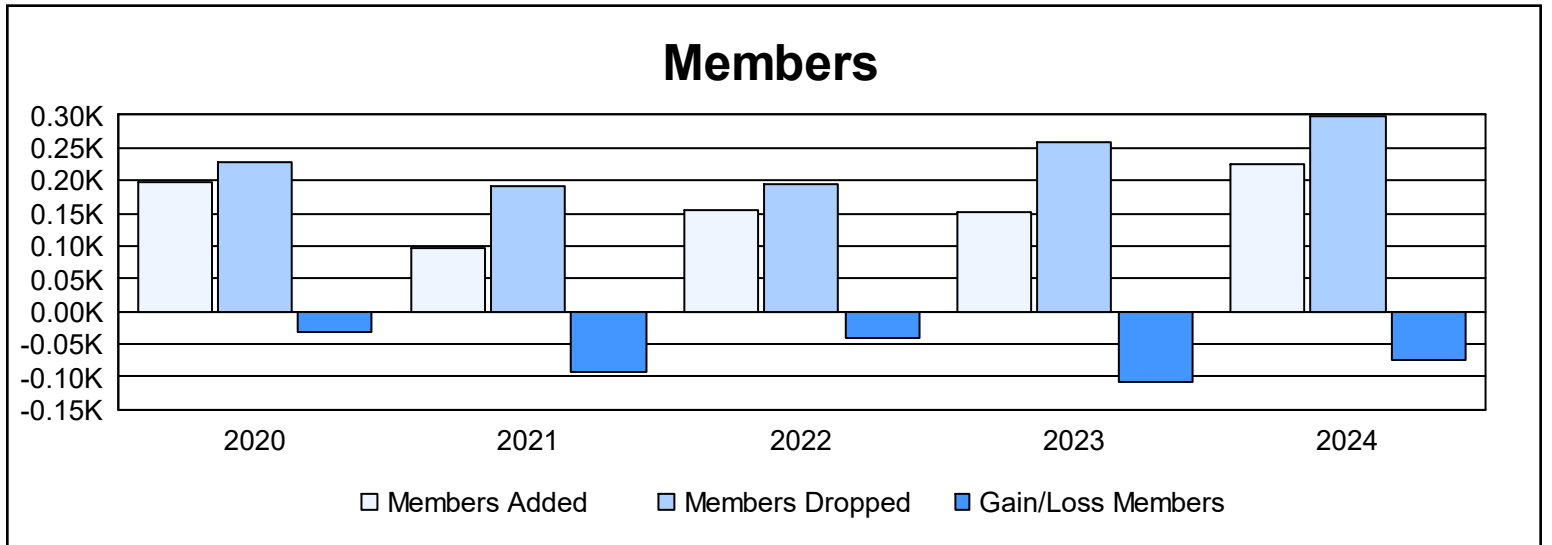
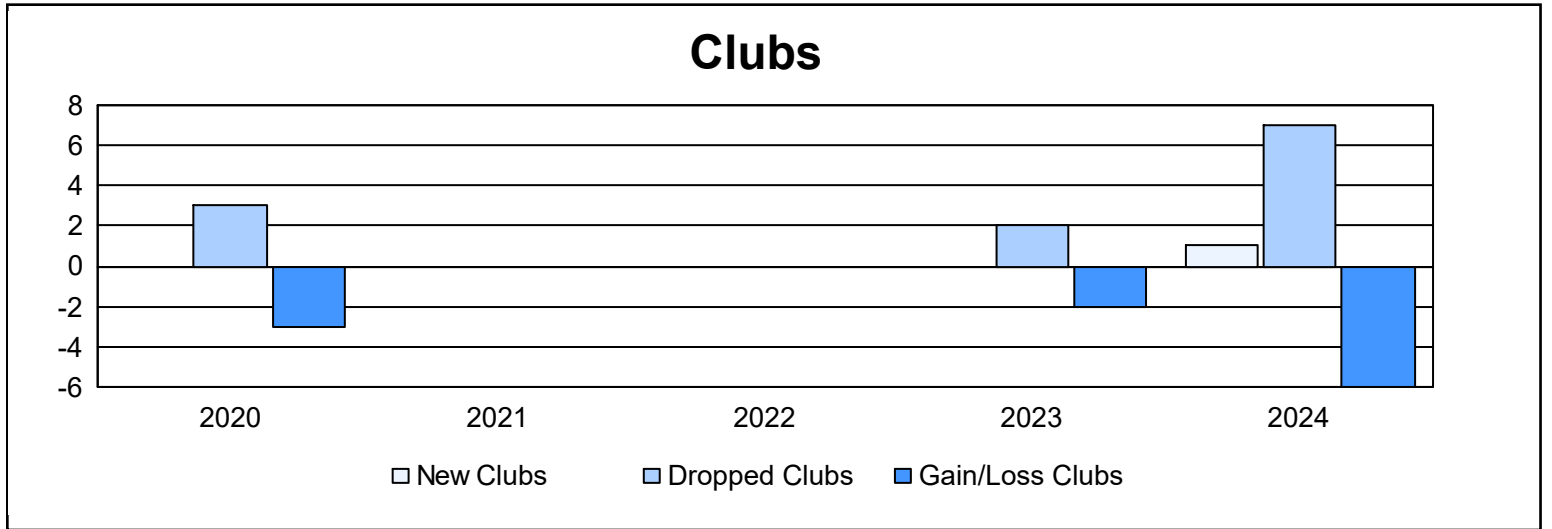
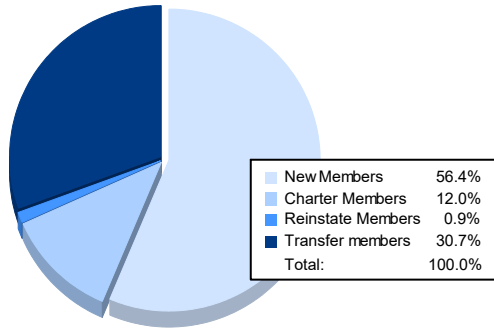


| Year | New Clubs | Dropped Clubs | Gain/ Loss Clubs | New Members | Charter Members | Reinstate Members | Transfer Members | Total Member Added | Total Members Dropped | Gain/ Loss Members |
|----------------|-----------|---------------|------------------|-------------|-----------------|-------------------|------------------|--------------------|-----------------------|--------------------|
| 2019-2020 | 0 | 3 | -3 | 189 | 0 | 7 | 1 | 197 | 229 | -32 |
| 2020-2021 | 0 | 0 | 0 | 90 | 2 | 3 | 3 | 98 | 192 | -94 |
| 2021-2022 | 0 | 0 | 0 | 145 | 2 | 6 | 2 | 155 | 196 | -41 |
| 2022-2023 | 0 | 2 | -2 | 144 | 0 | 4 | 3 | 151 | 259 | -108 |
| 2023-2024 | 1 | 7 | -6 | 127 | 27 | 2 | 69 | 225 | 298 | -73 |
| Average | 0 | 2 | -2 | 139 | 6 | 4 | 16 | 165 | 235 | -70 |



Membership Composition June 2024 Cumulative



Gender Composition June 2024 Cumulative

